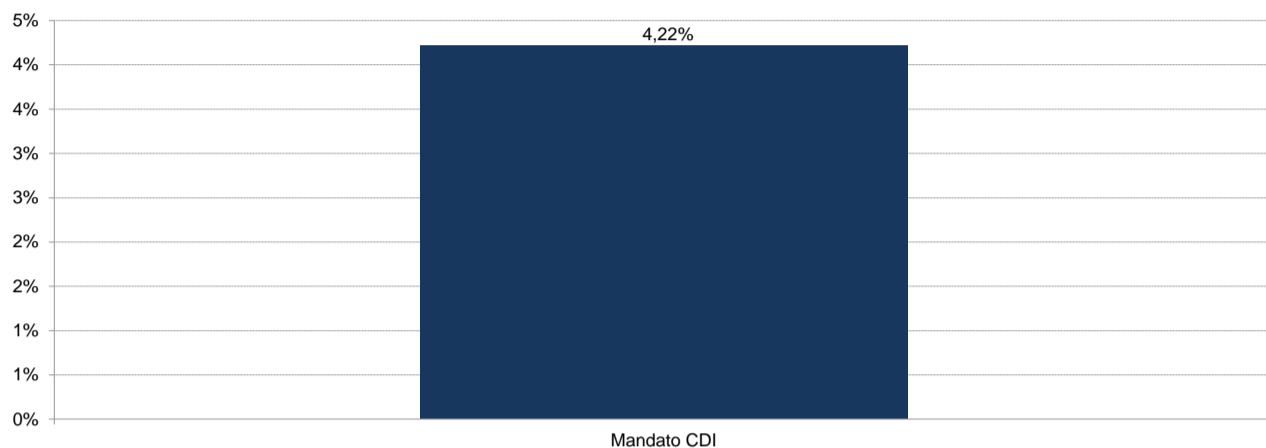


Plano: RBSprev Perfil Super Conservador

Data-base: 31/08/2016

Veículo de Investimento	Alocação (R\$)		Gestor	% PL Fundo	Risco	Limite	Margem	Opções	Rentabilidade			
Mandato CDI	8.335.669,81	100%			0,01%	0,30%			1M	3M	6M	2016
BRABESCO FI RF REF DI PREMIUM	8.335.670,00	100%	BRABESCO	0,12%	0,01%		0,14%	0,00%	1,22%	3,57%	7,04%	9,24%
Benchmark:	CDI								1,21%	3,52%	7,00%	9,21%
Total:	8.335.669,81	100,00%										

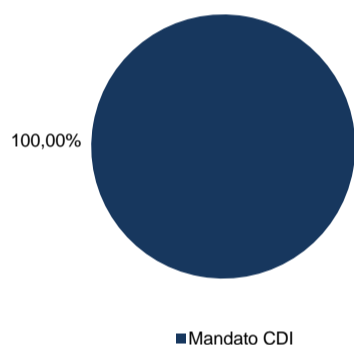
Utilização dos Limites de Risco



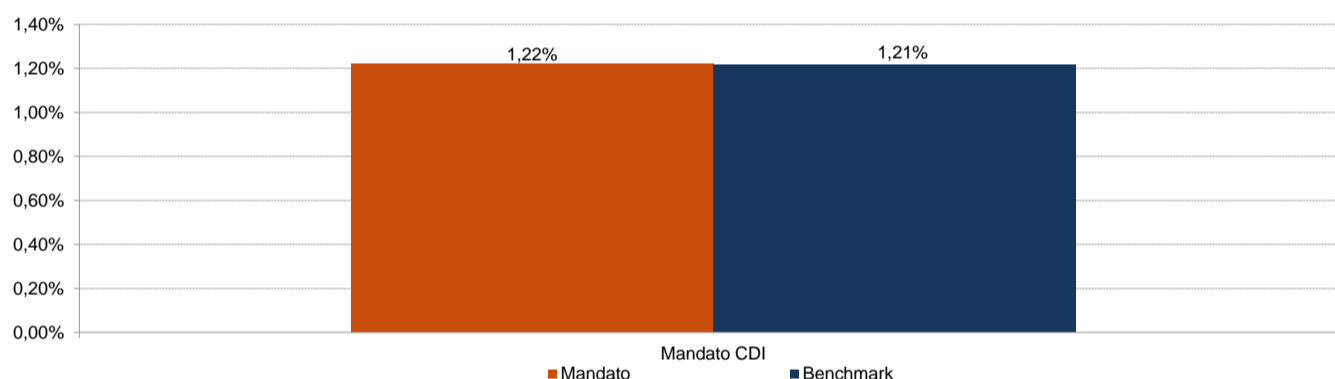
Benchmark:	Rentabilidade			
	1M	3M	6M	2016
CDI	1,21%	3,52%	7,00%	9,21%
IFMM	1,67%	4,25%	6,93%	9,44%
IMA-B	0,89%	5,41%	15,26%	20,11%
IMA-B 5	1,09%	3,27%	6,50%	11,35%
IMA-B 5+	0,87%	6,93%	21,12%	25,95%
IRF-M	0,98%	4,49%	12,10%	17,01%
IMA-C	0,78%	5,19%	14,88%	21,08%
IBOVESPA	1,03%	19,45%	35,30%	33,57%
IBrX	1,12%	19,85%	34,26%	32,53%
IBrX-50	0,93%	19,00%	33,44%	31,86%
SMLL	0,18%	25,27%	41,09%	35,07%
IGP-M	0,15%	2,02%	3,72%	6,25%
INPC	0,31%	1,43%	3,53%	6,09%
IPCA	0,44%	1,32%	3,17%	5,42%

Alocação e Performance por Estratégia

Composição por Mandato

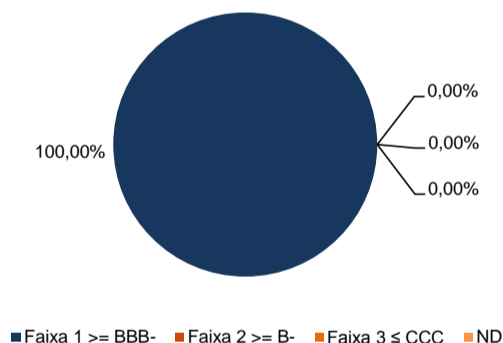


Mandatos x Benchmarks - Performance Mensal Estimada



Distribuição por Faixa de Risco de Crédito

Valor Investido (R\$) 2.105.438,50



Liquidez - próximos vencimentos

