

Plano: RBSprev Perfil Moderado

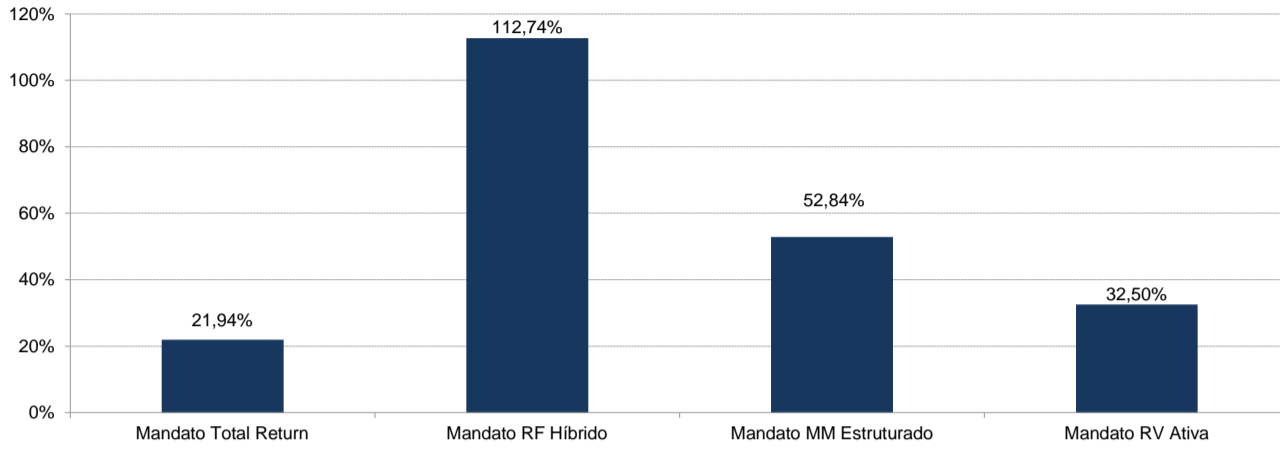
Data-base: 30/12/2016

Veículo de Investimento	Alocação (R\$)		Gestor	% PL Fundo	Risco	Limite	Margem	Opções	Rentabilidade				
									1M	3M	6M	2016	
Mandato RF Híbrido	51.313.911,81	52,84%			1,52%	1,35%			1,24%	2,17%	5,98%	-	
LAGOINHA FI MULT	25.620.190,00	26,38%	SUL AMERICA	51,99%	0,70%		1,00%	0,00%	1,23%	2,22%	6,11%	13,61%	
TORRES FI MULT	25.693.722,00	26,46%	ITAU	51,99%	2,59%		0,06%	0,00%	1,25%	2,13%	5,85%	14,81%	
Benchmark:	90% IMA-B 5 + 10% CDI + 0.50% a.a.									1,41%	2,49%	6,45%	15,91%
Mandato Total Return	37.126.815,01	38,23%			0,66%	3,00%			1,09%	2,79%	6,55%	-	
ATLANTIDA FI MULT	17.345.112,00	17,86%	ITAU	27,05%	0,43%		2,90%	0,00%	0,97%	2,57%	6,28%	12,97%	
ITAPEMA FI MULT	19.781.702,00	20,37%	SUL AMERICA	27,05%	0,50%		11,49%	0,00%	1,20%	2,98%	6,88%	14,20%	
Benchmark:	IPCA + 4.75% a.a.									0,71%	1,90%	4,20%	11,32%
Mandato RV Ativa	657.868,24	0,68%			6,38%	19,63%			-1,50%	1,13%	10,86%	-	
ITAU RPI ACOES IBOVESPA ATIVO FICFI	657.868,25	0,68%	ITAU	0,14%	14,16%		1,28%	0,17%	-1,50%	1,13%	10,86%	29,55%	
Benchmark:	IBOVESPA + 3% a.a.									-2,46%	3,94%	18,64%	43,09%
Mandato MM Estruturado	7.813.894,90	8,05%			3,47%	6,56%			1,57%	2,00%	4,89%	-	
BTG PACTUAL EQUITY HEDGE FI MULT	3.444.394,75	3,55%	BTG PACTUAL	7,26%	2,84%		-	-	0,98%	-1,20%	0,51%	6,95%	
GARDE D ARTAGNAN FICFI MULT	3.277.733,00	3,38%	GARDE	0,14%	5,84%		-	-	2,18%	4,33%	8,03%	18,06%	
ITAU HEDGE MULT FI	1.091.767,13	1,12%	ITAU	0,07%	1,69%		-	-	1,63%	5,34%	10,04%	18,64%	
Benchmark:	CDI + 2% a.a.									1,30%	3,75%	7,85%	14,37%
Mandato Investimentos no Exterior	205.057,95	0,21%			7,89%				-1,62%	-5,10%	1,71%	-	
VOT ALLIANZGI EUR EQU GROWTH FI MULT IE	205.057,95	0,21%	VOTORANTIM	0,34%	7,89%		-	-	-1,62%	-5,10%	1,71%	-21,45%	
Benchmark:	MSCIW (BRL)									-1,86%	1,88%	7,55%	-12,10%
Consolidado:	97.117.547,91	100,00%							1,26%	2,52%	6,45%	14,17%	

Plano: RBSprev Perfil Moderado

Data-base: 30/12/2016

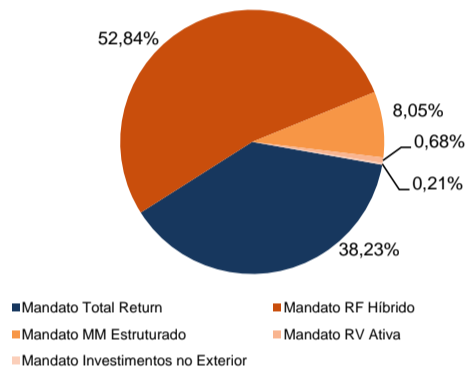
Utilização dos Limites de Risco



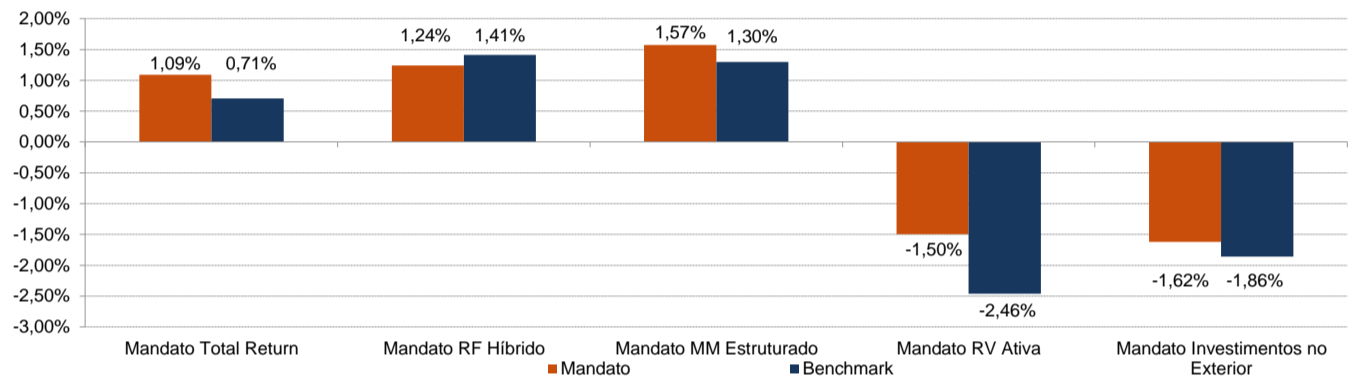
Benchmark:	Rentabilidade			
	1M	3M	6M	2016
CDI	1,12%	3,24%	6,82%	14,00%
IFMM	1,73%	4,14%	8,88%	15,67%
IMA-B	2,91%	2,30%	7,46%	24,81%
IMA-B 5	1,39%	2,27%	6,11%	15,48%
IMA-B 5+	3,71%	2,33%	8,46%	31,04%
IRF-M	1,84%	3,41%	7,88%	23,37%
IMA-C	0,48%	-2,11%	0,60%	18,65%
IBOVESPA	-2,71%	3,19%	16,89%	38,94%
IBrX	-2,55%	2,53%	16,10%	36,70%
IBrX-50	-2,80%	2,88%	16,20%	36,82%
SMLL	-0,54%	-2,54%	11,98%	31,75%
IGP-M	0,54%	0,67%	1,19%	7,17%
INPC	0,14%	0,38%	1,42%	6,58%
IPCA + 4.5% a.a.	0,69%	1,84%	4,08%	11,05%

Alocação e Performance por Estratégia

Composição por Mandato

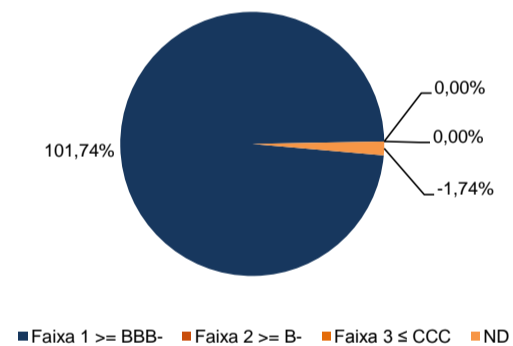


Mandatos x Benchmarks - Performance Mensal Estimada



Distribuição por Faixa de Risco de Crédito

Valor Investido (R\$) 13.722.209,41



Liquidez - próximos vencimentos

