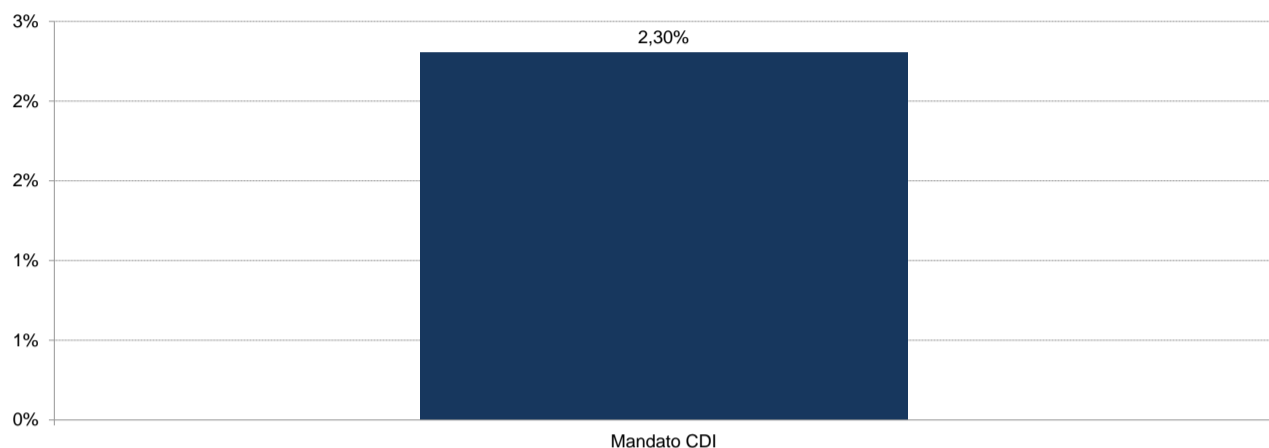


Plano: RBSprev Perfil Super Conservador

Data-base: 30/12/2016

Veículo de Investimento	Alocação (R\$)		Gestor	% PL Fundo	Risco	Limite	Margem	Opções	Rentabilidade			
									1M	3M	6M	2016
Mandato CDI	8.002.589,32	100%			0,01%	0,30%			1,12%	3,45%	7,06%	14,25%
BRDESCO FI RF REF DI PREMIUM	8.002.589,50	100%	BRDESCO	0,11%	0,01%		1,97%	0,00%	1,12%	3,45%	7,06%	14,25%
Benchmark:	CDI								1,12%	3,24%	6,82%	14,00%
Consolidado:	8.002.589,32	100,00%							1,12%	3,45%	7,06%	14,25%

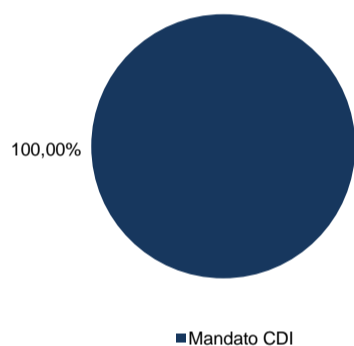
Utilização dos Limites de Risco



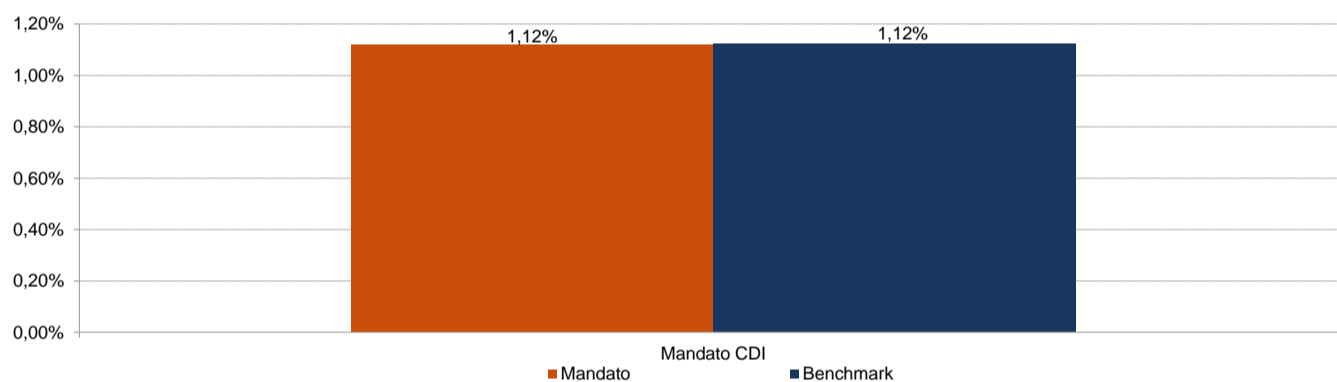
Benchmark:	Rentabilidade			
	1M	3M	6M	2016
CDI	1,12%	3,24%	6,82%	14,00%
IFMM	1,73%	4,14%	8,88%	15,67%
IMA-B	2,91%	2,30%	7,46%	24,81%
IMA-B 5	1,39%	2,27%	6,11%	15,48%
IMA-B 5+	3,71%	2,33%	8,46%	31,04%
IRF-M	1,84%	3,41%	7,88%	23,37%
IMA-C	0,48%	-2,11%	0,60%	18,65%
IBOVESPA	-2,71%	3,19%	16,89%	38,94%
IBrX	-2,55%	2,53%	16,10%	36,70%
IBrX-50	-2,80%	2,88%	16,20%	36,82%
SMLL	-0,54%	-2,54%	11,98%	31,75%
IGP-M	0,54%	0,67%	1,19%	7,17%
INPC	0,14%	0,38%	1,42%	6,58%
IPCA	0,30%	0,74%	1,79%	6,29%

Alocação e Performance por Estratégia

Composição por Mandato

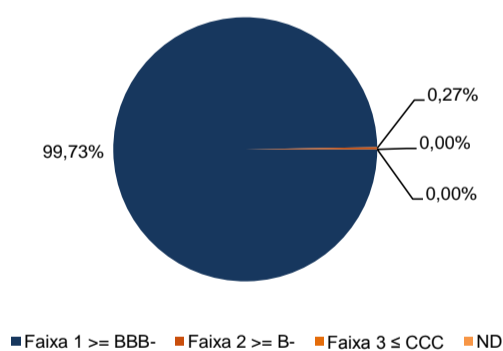


Mandatos x Benchmarks - Performance Mensal Estimada



Distribuição por Faixa de Risco de Crédito

Valor Investido (R\$) 1.794.852,88



Liquidez - próximos vencimentos

