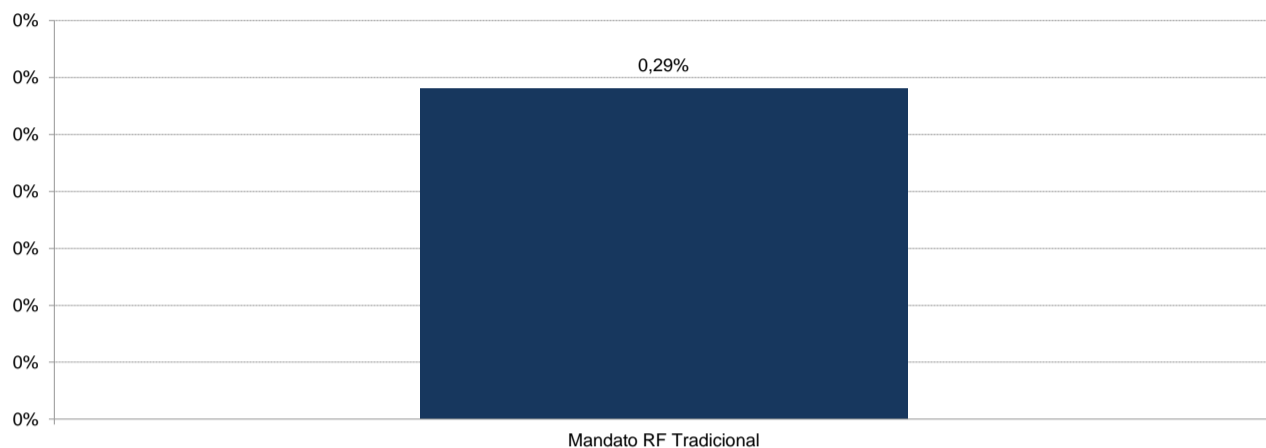


Plano: RBSprev PGA

Data-base: 29/07/2016

Veículo de Investimento	Alocação (R\$)		Gestor	% PL Fundo	Risco	Limite	Margem	Opções	Rentabilidade			
Mandato RF Tradicional	1.346.146,38	100%			0,00%	0,30%			1M	3M	6M	2016
ITAU INSTITUCIONAL RF REF DI FI	1.346.146,38	100%	ITAU	0,11%	0,00%		0,00%	0,00%	1,13%	3,46%	6,82%	7,95%
Benchmark:	CDI								1,11%	3,41%	6,78%	7,90%
Total:	1.346.146,38	100,00%										

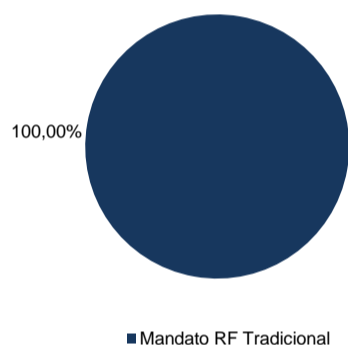
Utilização dos Limites de Risco



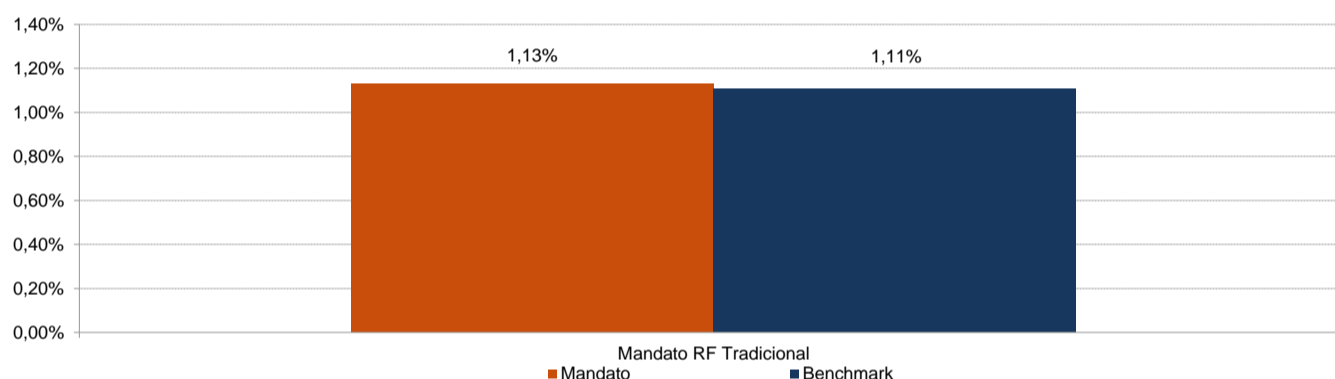
Benchmark:	Rentabilidade			
	1M	3M	6M	2016
CDI	1,11%	3,41%	6,78%	7,90%
IFMM	1,33%	3,37%	5,83%	7,65%
IMA-B	2,51%	4,38%	16,82%	19,06%
IMA-B 5	1,21%	2,97%	6,97%	10,15%
IMA-B 5+	3,34%	5,22%	23,37%	24,86%
IRF-M	1,32%	3,75%	12,73%	15,87%
IMA-C	1,87%	5,78%	17,88%	20,14%
IBOVESPA	11,22%	6,30%	41,83%	32,20%
IBrX	11,31%	7,37%	39,80%	31,06%
IBrX-50	10,95%	5,91%	39,69%	30,65%
SMLL	14,60%	19,79%	47,41%	34,83%
IGP-M	0,18%	2,70%	4,90%	6,09%
INPC	0,64%	2,10%	4,19%	5,76%
IPCA	0,52%	1,66%	3,64%	4,96%

Alocação e Performance por Estratégia

Composição por Mandato

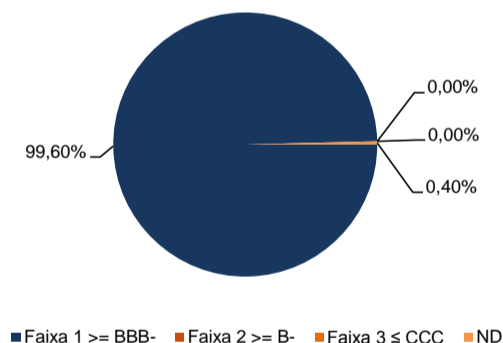


Mandatos x Benchmarks - Performance Mensal Estimada



Distribuição por Faixa de Risco de Crédito

Valor Investido (R\$) 488.999,88



Liquidez - próximos vencimentos

