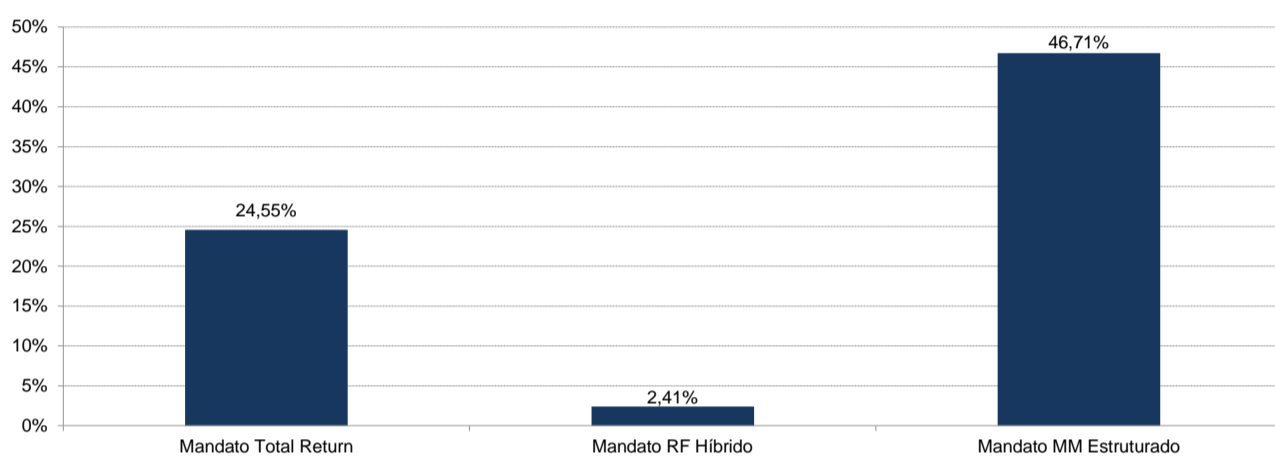


Plano: RBSprev Perfil Conservador

Data-base: 30/06/2016

Veículo de Investimento	Alocação (R\$)		Gestor	% PL Fundo	Risco	Limite	Margem	Opções	Rentabilidade			
<b>Mandato RF Híbrido</b>	<b>45.849.433,38</b>	<b>31,41%</b>			<b>0,03%</b>	<b>1,35%</b>			<b>1M</b>	<b>3M</b>	<b>6M</b>	<b>2016</b>
LAGOINHA FI MULT	22.882.048,00	15,68%	SUL AMERICA	47,90%	1,23%		0,02%	0,00%	0,92%	2,37%	7,07%	7,07%
TORRES FC DE FI MULT	22.967.386,00	15,74%	ITAU	47,90%	1,22%		0,08%	0,01%	0,92%	3,23%	8,46%	8,46%
Benchmark:	90% IMA-B 5 + 10% CDI + 0.50% a.a.								1,00%	3,45%	8,89%	8,89%
<b>Mandato Total Return</b>	<b>98.611.842,09</b>	<b>67,57%</b>			<b>0,74%</b>	<b>3,00%</b>			<b>1M</b>	<b>3M</b>	<b>6M</b>	<b>2016</b>
ATLANTIDA FI MULT	47.571.584,00	32,59%	ITAU	72,86%	0,55%		2,69%	0,15%	1,13%	3,26%	6,30%	6,30%
ITAPEMA FI MULT	51.040.260,00	34,97%	SUL AMERICA	72,86%	0,53%		2,06%	0,00%	1,08%	2,77%	6,85%	6,85%
Benchmark:	IPCA + 4.75% a.a.								0,76%	2,94%	6,83%	6,83%
<b>Mandato MM Estruturado</b>	<b>1.488.178,73</b>	<b>1,02%</b>			<b>3,06%</b>	<b>6,56%</b>			<b>1M</b>	<b>3M</b>	<b>6M</b>	<b>2016</b>
ITAU HEDGE MULT FI	1.488.178,75	1,02%	ITAU	0,11%	3,17%		-	-	2,42%	4,84%	7,81%	7,81%
Benchmark:	IFMM								1,19%	4,40%	6,23%	6,23%
<b>Total:</b>	<b>145.949.454,20</b>	<b>100,00%</b>										

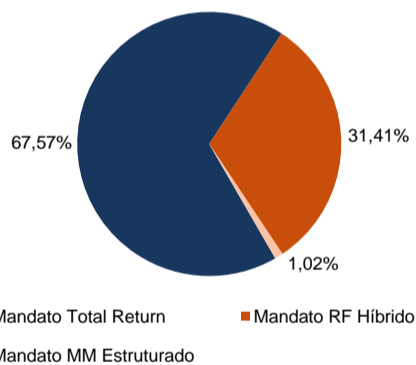
### Utilização dos Limites de Risco



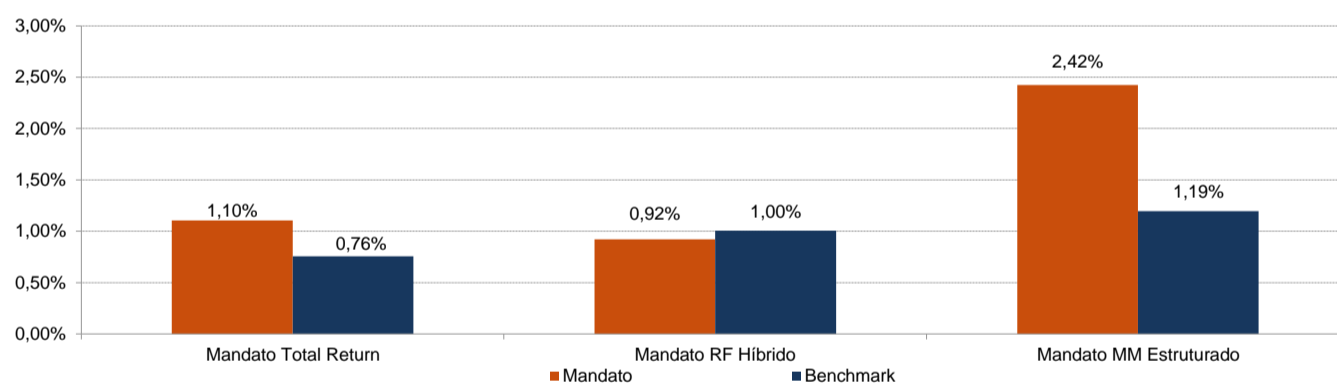
Benchmark:	Rentabilidade			
	1M	3M	6M	2016
CDI	1,16%	3,36%	6,72%	6,72%
IFMM	1,19%	4,40%	6,23%	6,23%
IMA-B	1,93%	5,83%	16,15%	16,15%
IMA-B 5	0,94%	3,31%	8,84%	8,84%
IMA-B 5+	2,57%	7,29%	20,82%	20,82%
IRF-M	2,13%	5,94%	14,36%	14,36%
IMA-C	2,46%	6,58%	17,94%	17,94%
IBOVESPA	6,30%	2,94%	18,86%	18,86%
IBrX	6,48%	3,35%	17,74%	17,74%
IBrX-50	6,27%	2,36%	17,75%	17,75%
SMLL	9,12%	10,33%	17,65%	17,65%
IGP-M	1,69%	2,86%	5,91%	5,91%
INPC	0,47%	2,10%	5,09%	5,09%
<b>IPCA + 4.5% a.a.</b>	<b>0,74%</b>	<b>2,88%</b>	<b>6,70%</b>	<b>6,70%</b>

### Alocação e Performance por Estratégia

#### Composição por Mandato

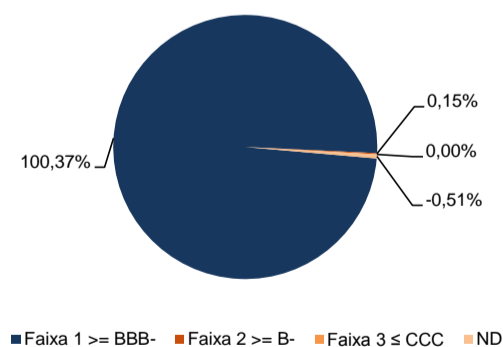


#### Mandatos x Benchmarks - Performance Mensal Estimada



### Distribuição por Faixa de Risco de Crédito

Valor Investido (R\$) 32.295.549,47



### Liquidez - próximos vencimentos

