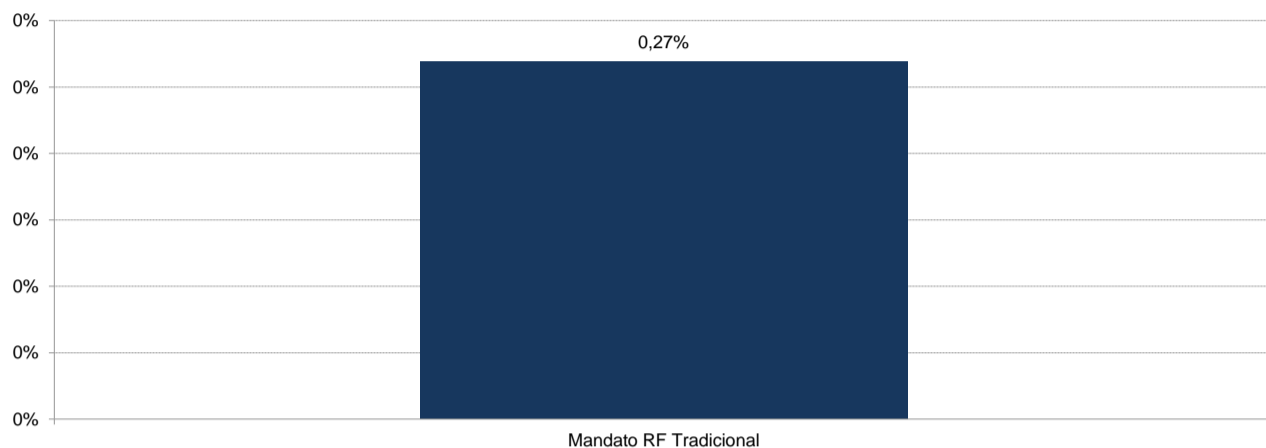


Plano: RBSprev PGA

Data-base: 30/06/2016

Veículo de Investimento	Alocação (R\$)		Gestor	% PL Fundo	Risco	Limite	Margem	Opções	Rentabilidade			
Mandato RF Tradicional	1.444.850,00	100%			0,00%	0,30%			1M	3M	6M	2016
ITAU INSTITUCIONAL RF REF DI FI	1.444.850,00	100%	ITAU	0,12%	0,00%		0,00%	0,00%	1,17%	3,39%	6,75%	6,75%
Benchmark:	CDI								1,16%	3,36%	6,72%	6,72%
Total:	1.444.850,00	100,00%										

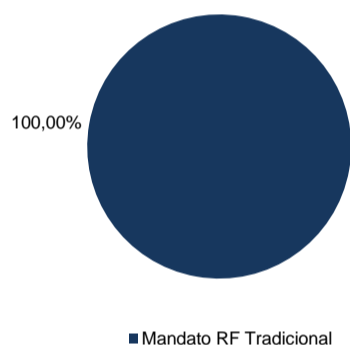
Utilização dos Limites de Risco



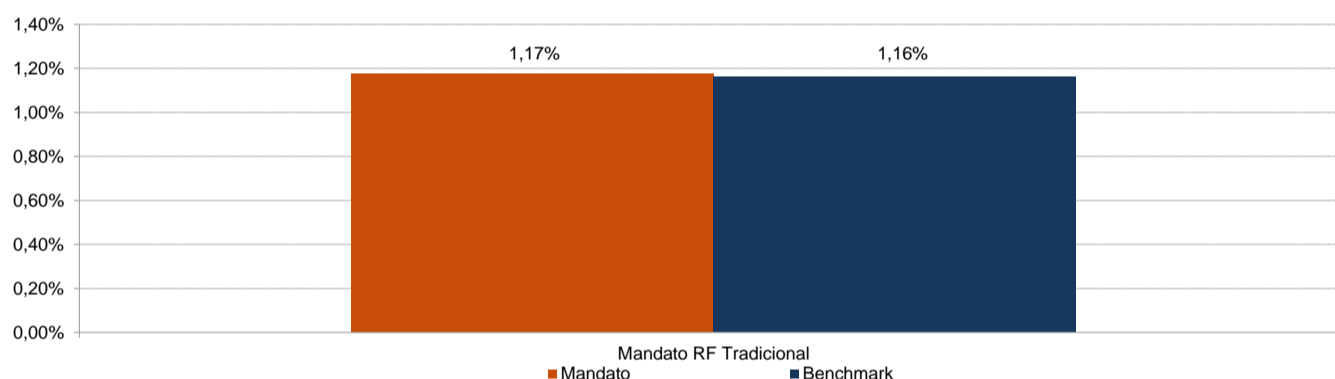
Benchmark:	Rentabilidade			
	1M	3M	6M	2016
CDI	1,16%	3,36%	6,72%	6,72%
IFMM	1,19%	4,40%	6,23%	6,23%
IMA-B	1,93%	5,83%	16,15%	16,15%
IMA-B 5	0,94%	3,31%	8,84%	8,84%
IMA-B 5+	2,57%	7,29%	20,82%	20,82%
IRF-M	2,13%	5,94%	14,36%	14,36%
IMA-C	2,46%	6,58%	17,94%	17,94%
IBOVESPA	6,30%	2,94%	18,86%	18,86%
IBrX	6,48%	3,35%	17,74%	17,74%
IBrX-50	6,27%	2,36%	17,75%	17,75%
SMLL	9,12%	10,33%	17,65%	17,65%
IGP-M	1,69%	2,86%	5,91%	5,91%
INPC	0,47%	2,10%	5,09%	5,09%
IPCA	0,35%	1,75%	4,42%	4,42%

Alocação e Performance por Estratégia

Composição por Mandato

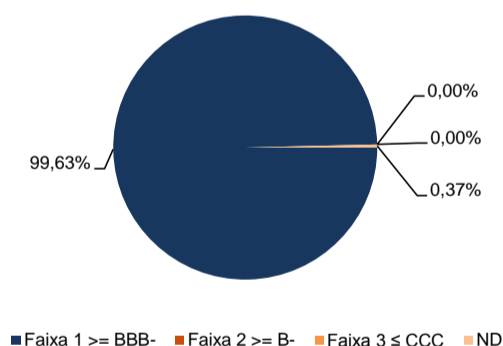


Mandatos x Benchmarks - Performance Mensal Estimada



Distribuição por Faixa de Risco de Crédito

Valor Investido (R\$) 570.466,64



Liquidez - próximos vencimentos

