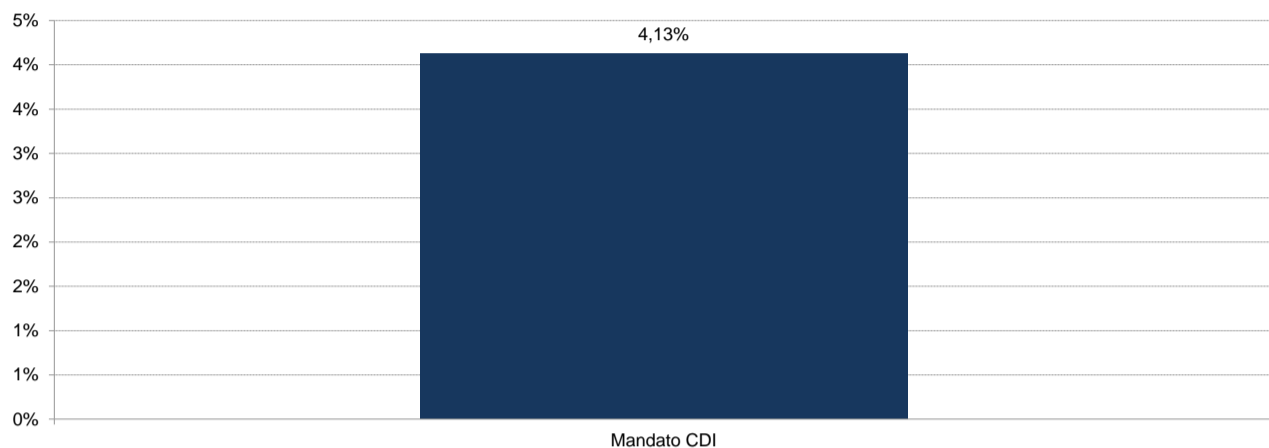


Plano: RBSprev Perfil Super Conservador

Data-base: 30/09/2016

Veículo de Investimento	Alocação (R\$)		Gestor	% PL Fundo	Risco	Limite	Margem	Opções	Rentabilidade			
<b>Mandato CDI</b>	<b>7.885.467,50</b>	<b>100%</b>			<b>0,01%</b>	<b>0,30%</b>			<b>1M</b>	<b>3M</b>	<b>6M</b>	<b>2016</b>
BRADESCO FI RF REF DI PREMIUM	7.885.467,50	100%	BRADESCO	0,12%	0,01%		0,15%	0,00%	1,10%	3,49%	6,99%	10,44%
Benchmark:	CDI								1,11%	3,47%	6,94%	10,42%
<b>Total:</b>	<b>7.885.467,50</b>	<b>100,00%</b>										

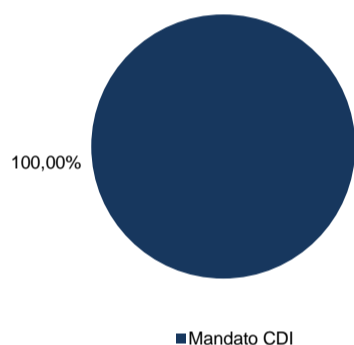
## Utilização dos Limites de Risco



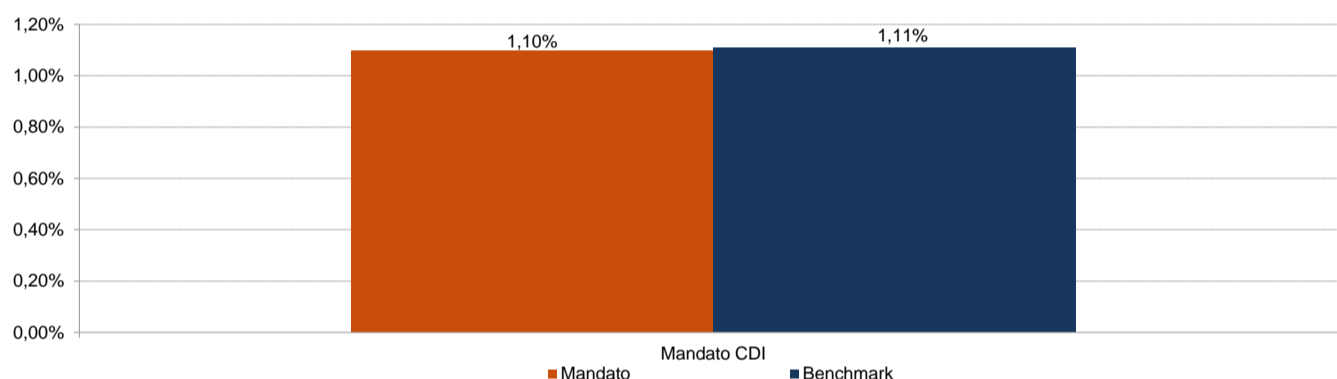
Benchmark:	Rentabilidade			
	1M	3M	6M	2016
CDI	1,11%	3,47%	6,94%	10,42%
IFMM	1,61%	4,62%	9,21%	11,14%
IMA-B	1,57%	5,04%	11,16%	22,00%
IMA-B 5	1,41%	3,76%	7,19%	12,92%
IMA-B 5+	1,67%	5,98%	13,71%	28,05%
IRF-M	1,96%	4,31%	10,51%	19,30%
IMA-C	0,10%	2,76%	9,52%	21,20%
IBOVESPA	0,80%	13,28%	16,61%	34,64%
IBrX	0,60%	13,24%	17,03%	33,33%
IBrX-50	0,86%	12,94%	15,61%	32,99%
SMLL	0,09%	14,90%	26,78%	35,19%
IGP-M	0,20%	0,52%	3,39%	6,46%
INPC	0,08%	1,03%	3,16%	6,18%
IPCA	0,08%	1,04%	2,81%	5,51%

## Alocação e Performance por Estratégia

### Composição por Mandato

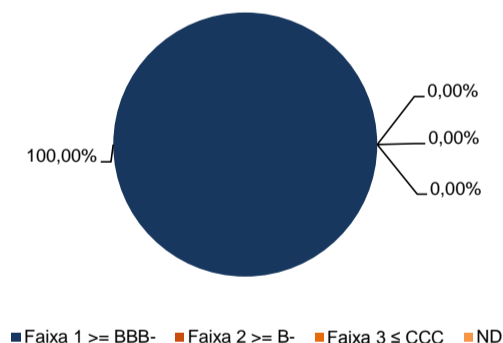


### Mandatos x Benchmarks - Performance Mensal Estimada



## Distribuição por Faixa de Risco de Crédito

Valor Investido (R\$) 1.963.355,59



## Liquidez - próximos vencimentos

