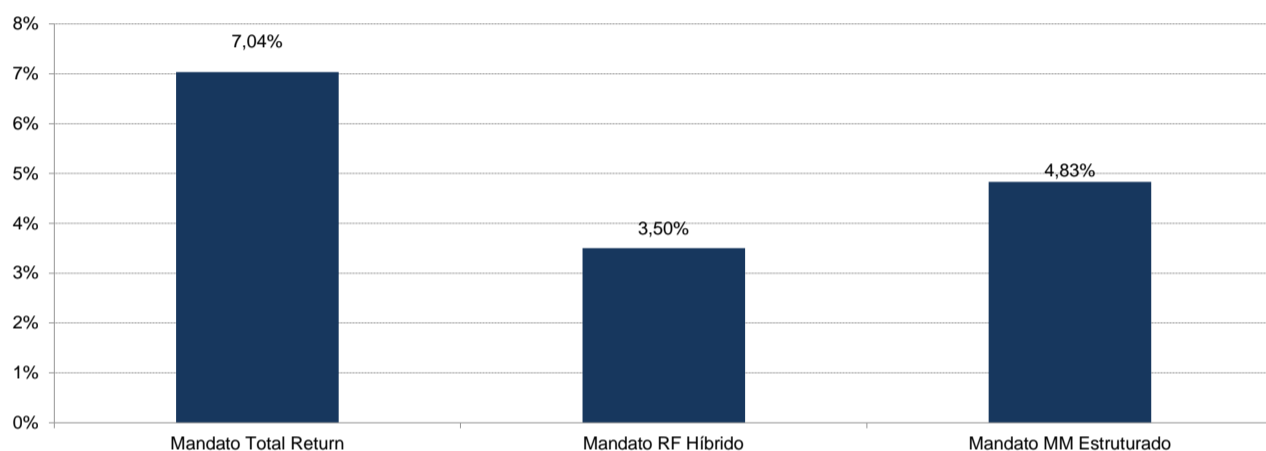


Plano: RBSprev Perfil Conservador

Data-base: 28/04/2017

Veículo de Investimento	Alocação (R\$)		Gestor	% PL Fundo	Risco	Limite	Margem	Opções	Rentabilidade			
									1M	3M	6M	2017
Mandato RF Híbrido	48.725.731,01	31,75%			0,05%	1,35%			0,03%	3,80%	7,08%	5,32%
LAGOINHA FI MULT	23.940.418,00	15,60%	SUL AMERICA	48,01%	1,58%		1,44%	0,00%	-0,06%	3,70%	6,95%	5,17%
TORRES FI MULT	24.785.314,00	16,15%	ITAU	48,01%	1,54%		0,80%	0,00%	0,12%	3,90%	7,20%	5,46%
Benchmark:	40% CDI + 60% IMA-B								0,12%	3,85%	7,45%	5,47%
Mandato Total Return	102.254.926,08	66,64%			0,21%	3,00%			0,49%	2,91%	5,95%	3,98%
ATLANTIDA FI MULT	47.454.760,00	30,93%	ITAU	72,95%	0,22%		3,00%	0,00%	0,63%	2,75%	5,38%	3,61%
ITAPEMA FI MULT	54.800.164,00	35,71%	SUL AMERICA	72,95%	0,43%		3,68%	0,00%	0,36%	3,04%	6,44%	4,31%
Benchmark:	IPCA + 6% a.a.								0,56%	2,11%	4,22%	3,02%
Mandato MM Estruturado	2.463.886,35	1,61%			0,32%	6,56%			0,59%	3,18%	8,69%	5,09%
ITAU HEDGE MULT FI	2.463.886,25	1,61%	ITAU	0,14%	0,32%		-	-	0,59%	3,18%	8,69%	5,09%
Benchmark:	CDI + 2% a.a.								0,93%	3,21%	7,13%	4,51%
Consolidado:	153.444.543,43	100,00%							0,34%	3,20%	6,29%	4,42%

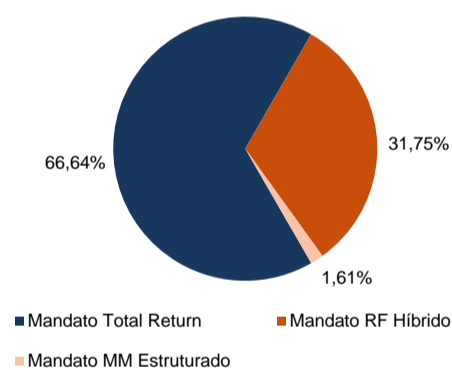
Utilização dos Limites de Risco



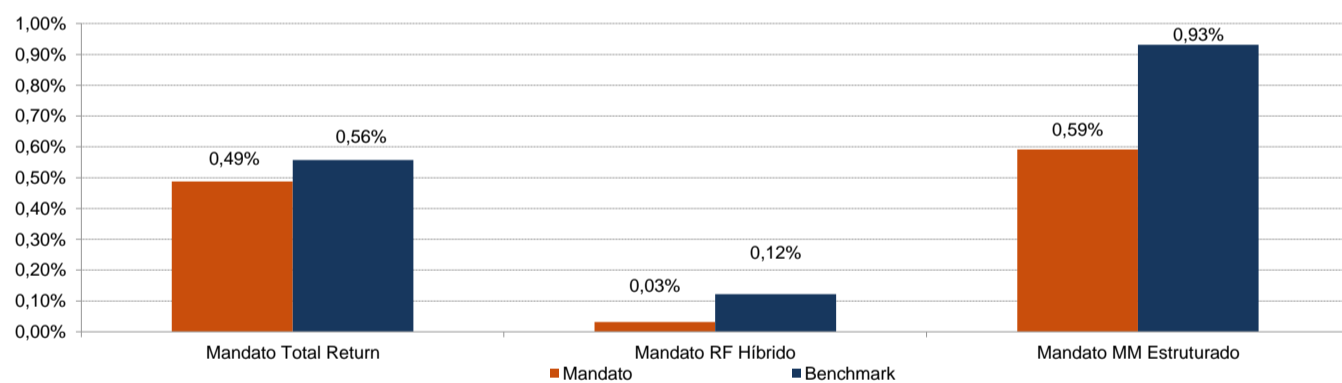
Benchmark:	Rentabilidade			
	1M	3M	6M	2017
CDI	0,79%	2,73%	6,10%	3,85%
IFMM	0,35%	3,11%	7,10%	5,03%
IMA-B	-0,32%	4,60%	8,31%	6,55%
IMA-B 5	0,71%	3,63%	6,72%	4,83%
IMA-B 5+	-0,82%	5,11%	9,18%	7,46%
IRF-M	0,53%	4,10%	8,79%	6,48%
IMA-C	-1,25%	2,82%	4,50%	5,60%
IBOVESPA	0,64%	1,13%	0,74%	8,59%
IBrX	0,88%	1,76%	0,99%	9,09%
IBrX-50	0,60%	1,21%	0,40%	8,42%
SMLL	3,41%	7,75%	9,34%	20,05%
IGP-M	-1,10%	-1,00%	0,15%	-0,36%
INPC	0,08%	0,64%	1,28%	1,06%
IPCA + 4.5% a.a.	0,46%	1,76%	3,50%	2,54%

Alocação e Performance por Estratégia

Composição por Mandato

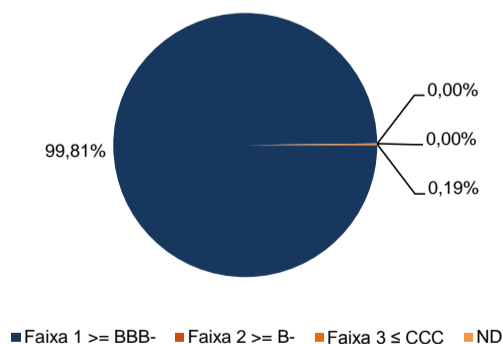


Mandatos x Benchmarks - Performance Mensal Estimada



Distribuição por Faixa de Risco de Crédito

Valor Investido (R\$) 37.751.919,33



Liquidez - próximos vencimentos

