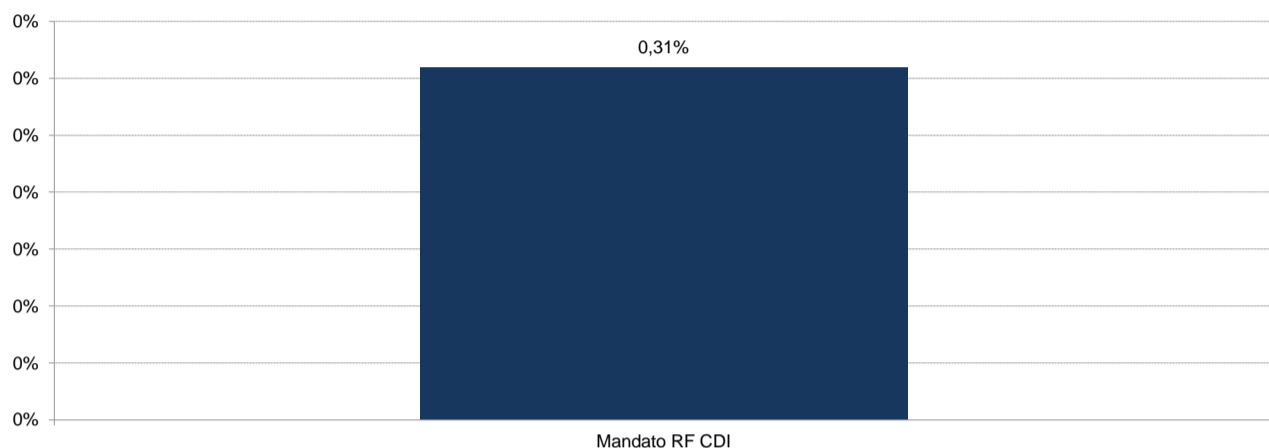


Plano: RBSprev PGA

Data-base: 24/02/2017

Veículo de Investimento	Alocação (R\$)	Gestor	% PL Fundo	Risco	Limite	Margem	Opções	Rentabilidade			
								1M	3M	6M	2017
Mandato RF CDI	777.537,31	100%		0,00%	0,30%			0,87%	3,11%	6,45%	1,96%
ITAU INSTITUCIONAL RF REF DI FI	777.537,31	100%	ITAU	0,06%	0,00%	0,00%	0,00%	0,87%	3,11%	6,44%	1,96%
Benchmark:	CDI							0,87%	3,11%	6,43%	1,96%
Consolidado:	777.537,31	100,00%						0,87%	3,11%	6,45%	1,96%

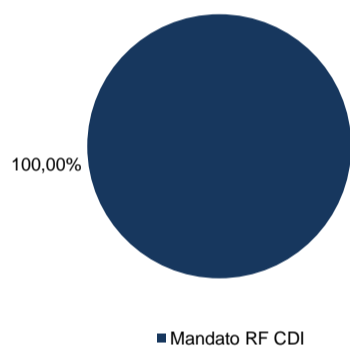
Utilização dos Limites de Risco



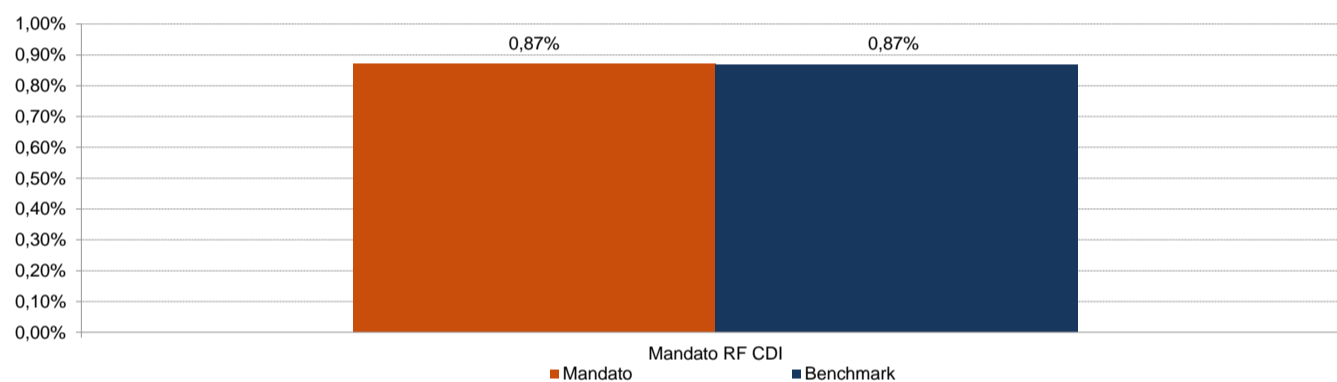
Benchmark:	Rentabilidade			
	1M	3M	6M	2017
CDI	0,87%	3,11%	6,43%	1,96%
IFMM	1,33%	5,00%	9,15%	3,21%
IMA-B	3,85%	8,86%	9,92%	5,79%
IMA-B 5	1,49%	4,10%	6,47%	2,67%
IMA-B 5+	5,06%	11,40%	11,75%	7,41%
IRF-M	2,01%	6,27%	10,02%	4,34%
IMA-C	3,04%	6,33%	3,70%	5,82%
IBOVESPA	3,08%	7,68%	15,13%	10,68%
IBrX	3,30%	7,92%	14,24%	10,75%
IBrX-50	2,84%	7,08%	14,31%	10,16%
SMLL	5,73%	17,17%	14,91%	17,81%
IGP-M	0,08%	1,27%	1,60%	0,73%
INPC	0,34%	0,91%	1,23%	0,76%
IPCA	0,31%	0,99%	1,52%	0,69%

Alocação e Performance por Estratégia

Composição por Mandato

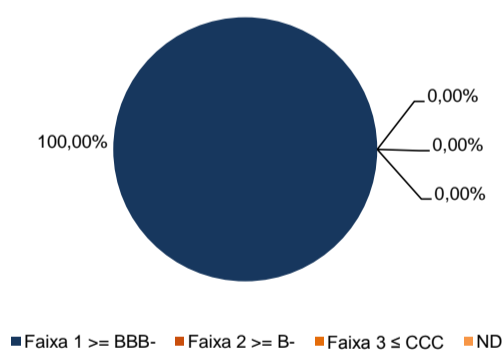


Mandatos x Benchmarks - Performance Mensal Estimada



Distribuição por Faixa de Risco de Crédito

Valor Investido (R\$) 230.634,95



Liquidez - próximos vencimentos

