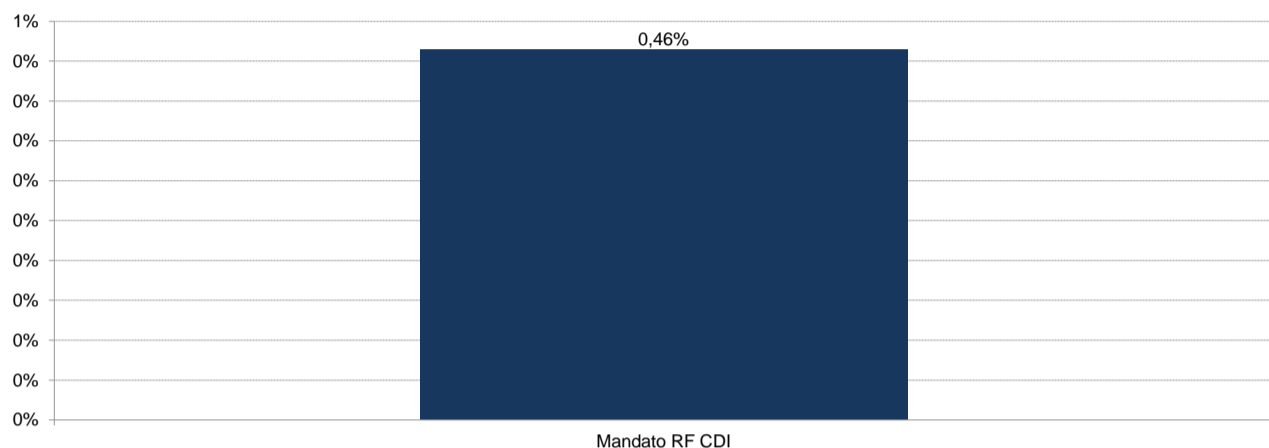


Plano: RBSprev PGA

Data-base: 31/01/2017

Veículo de Investimento	Alocação (R\$)		Gestor	% PL Fundo	Risco	Limite	Margem	Opções	Rentabilidade			
									1M	3M	6M	2017
Mandato RF CDI	770.830,31	100%			0,00%	0,30%			1,08%	3,29%	6,82%	1,08%
ITAU INSTITUCIONAL RF REF DI FI	770.830,31	100%	ITAU	0,05%	0,00%		0,00%	0,00%	1,08%	3,28%	6,81%	1,08%
Benchmark:	CDI								1,09%	3,28%	6,80%	1,09%
Consolidado:	770.830,31	100,00%							1,08%	3,29%	6,82%	1,08%

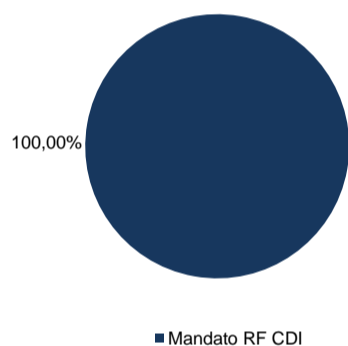
Utilização dos Limites de Risco



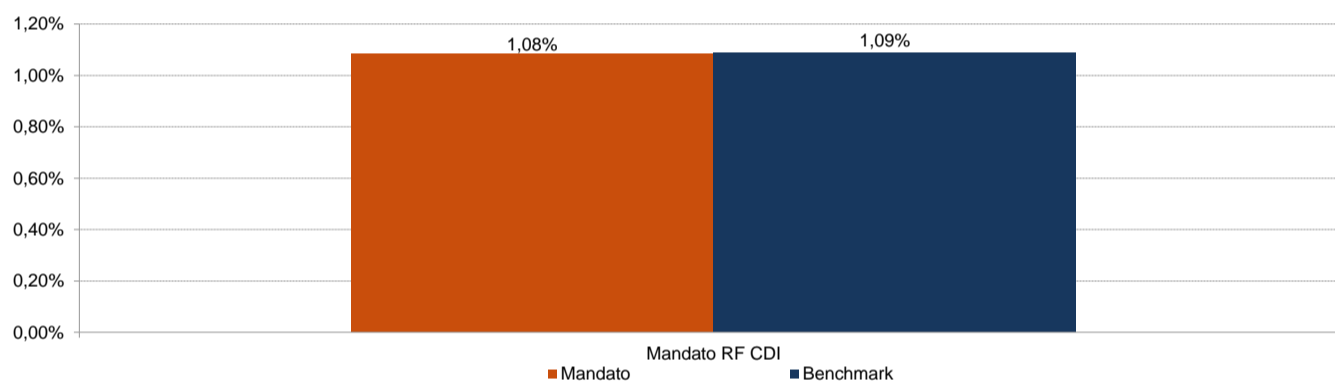
Benchmark:	Rentabilidade			
	1M	3M	6M	2017
CDI	1,09%	3,28%	6,80%	1,09%
IFMM	1,86%	3,87%	9,52%	1,86%
IMA-B	1,87%	3,55%	6,79%	1,87%
IMA-B 5	1,16%	2,97%	6,05%	1,16%
IMA-B 5+	2,24%	3,87%	7,30%	2,24%
IRF-M	2,28%	4,50%	8,90%	2,28%
IMA-C	2,70%	1,63%	1,42%	2,70%
IBOVESPA	7,38%	-0,39%	12,85%	7,38%
IBrX	7,21%	-0,75%	11,82%	7,21%
IBrX-50	7,12%	-0,80%	12,18%	7,12%
SMLL	11,42%	1,47%	8,88%	11,42%
IGP-M	0,64%	1,16%	1,67%	0,64%
INPC	0,42%	0,63%	1,20%	0,42%
IPCA	0,38%	0,86%	1,65%	0,38%

Alocação e Performance por Estratégia

Composição por Mandato

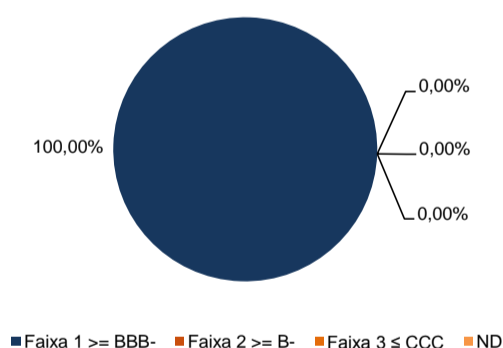


Mandatos x Benchmarks - Performance Mensal Estimada



Distribuição por Faixa de Risco de Crédito

Valor Investido (R\$) 207.116,96



Liquidez - próximos vencimentos

